

Registering for KENET Discounted Data Bundles

STEP 1: EMAIL ACCESS

Every student email address is created by ICT department two weeks after registration which is in the format: abs1.12345.18@student.chuka.ac.ke (replace with your registration number).

To log into your email follow the following procedure:

Visit: www.chuka.ac.ke> Student welfare>student mail

Go to **Gmail and sign** in as shown below (replace with your registration number):

The image displays two sequential screenshots of the Gmail sign-in interface. The left screenshot shows the 'Sign in' page with the Google logo, the text 'Sign in to continue to Gmail', and an input field for 'Email or phone' containing the address 'abs1.12345.18@student.chuka.ac.ke'. Below the input field are links for 'Forgot email?', 'Not your computer? Use Guest mode to sign in privately. Learn more', and 'Create account'. A blue 'Next' button is at the bottom right. The right screenshot shows the 'Welcome' page with the Google logo, the text 'Welcome', and a dropdown menu showing the selected email address 'abs1.12345.18@student.chuka.ac.ke'. Below this is a password input field with the text 'Enter your password' and a masked password of dots. There is also a 'Forgot password?' link and a blue 'Next' button at the bottom right.

Email password?

All first year students will use a default password (**student2020**) which they will be prompted to change. After you log in, **add your phone number** to enable you recover your password in future. You can also add a recovery email if you have one.

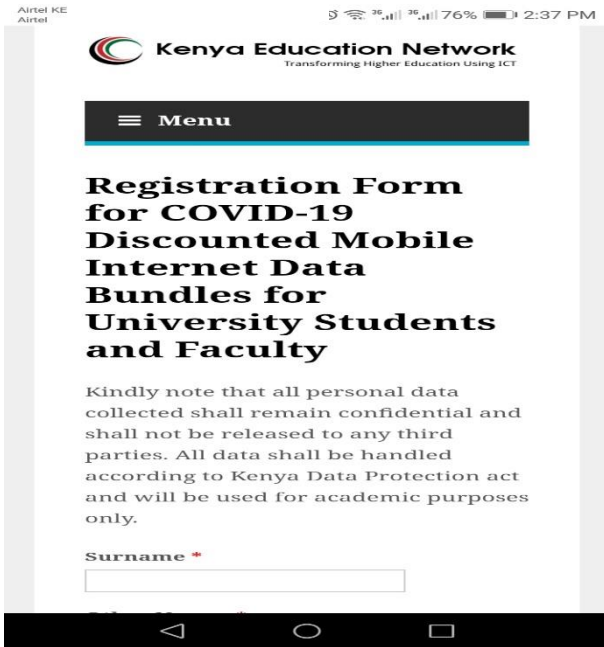
NB: You must complete step 1 before proceeding to step 2.

In case you experience any challenge in step one contact: esupport@chuka.ac.ke

STEP 2: KENET REGISTRATION PROCEDURE

Click on this link: <https://registration.kenet.or.ke/registration>

STEP 1



Airtel KE Airtel 76% 2:37 PM

Kenya Education Network
Transforming Higher Education Using ICT

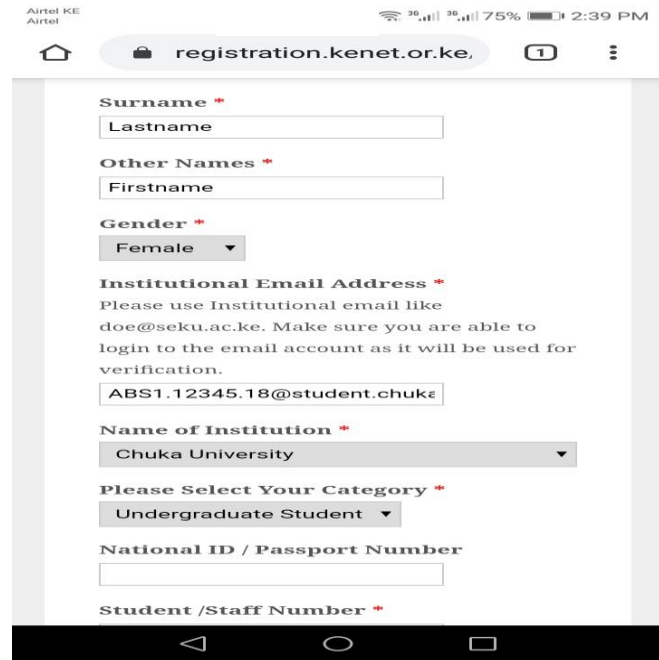
Menu

Registration Form for COVID-19 Discounted Mobile Internet Data Bundles for University Students and Faculty

Kindly note that all personal data collected shall remain confidential and shall not be released to any third parties. All data shall be handled according to Kenya Data Protection act and will be used for academic purposes only.

Surname *

STEP 2



Airtel KE Airtel 75% 2:39 PM

registration.kenet.or.ke

Surname *
Lastname

Other Names *
Firstname

Gender *
Female

Institutional Email Address *
Please use Institutional email like doe@seku.ac.ke. Make sure you are able to login to the email account as it will be used for verification.
ABS1.12345.18@student.chuke

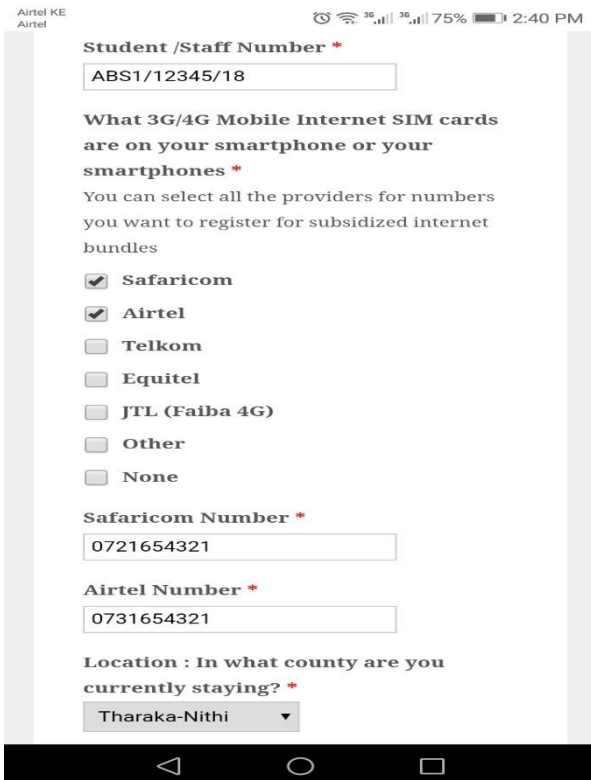
Name of Institution *
Chuka University

Please Select Your Category *
Undergraduate Student

National ID / Passport Number

Student /Staff Number *

STEP 3



Airtel KE Airtel 75% 2:40 PM

Student /Staff Number *
ABS1/12345/18

What 3G/4G Mobile Internet SIM cards are on your smartphone or your smartphones *

You can select all the providers for numbers you want to register for subsidized internet bundles

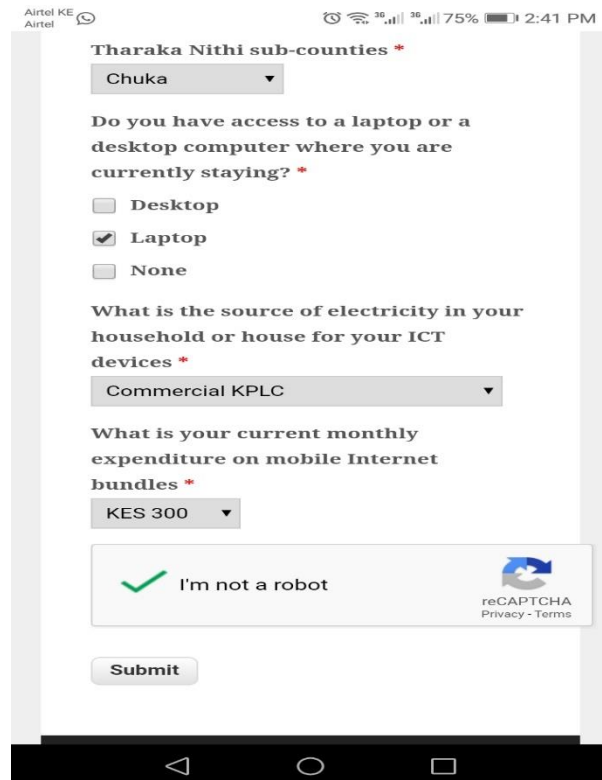
Safaricom
 Airtel
 Telkom
 Equitel
 JTL (Faiba 4G)
 Other
 None

Safaricom Number *
0721654321

Airtel Number *
0731654321

Location : In what county are you currently staying? *
Tharaka-Nithi

STEP 4



Airtel KE Airtel 75% 2:41 PM

Tharaka Nithi sub-counties *
Chuka

Do you have access to a laptop or a desktop computer where you are currently staying? *

Desktop
 Laptop
 None

What is the source of electricity in your household or house for your ICT devices *
Commercial KPLC

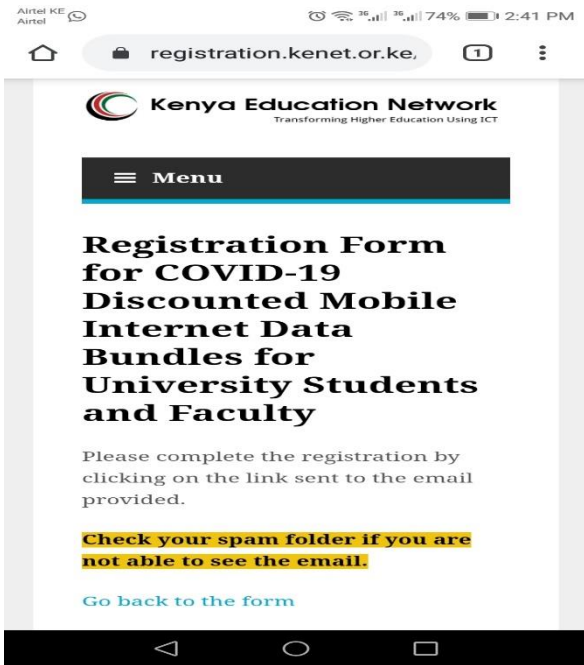
What is your current monthly expenditure on mobile Internet bundles *
KES 300

I'm not a robot

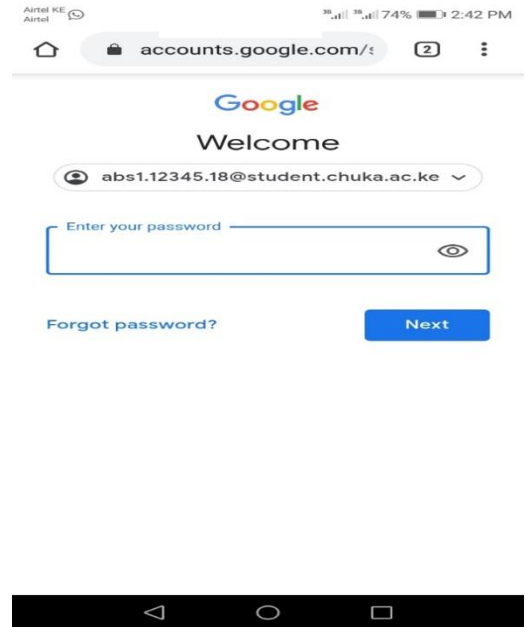
reCAPTCHA Privacy - Terms

Submit

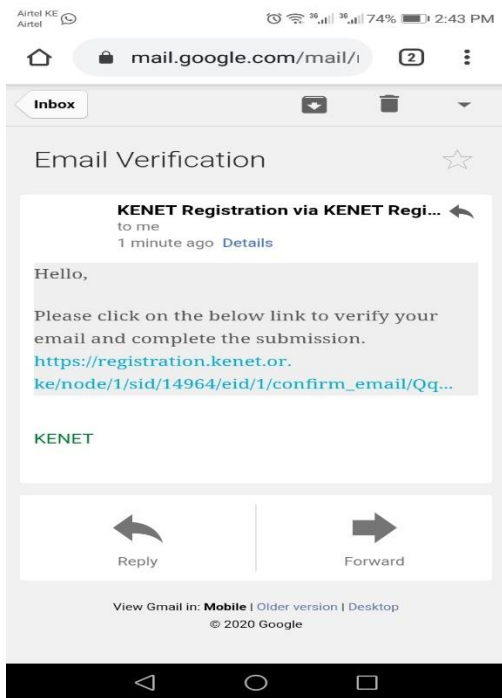
STEP 5



STEP 6



STEP 7



STEP 8

